

| | | | |
|-------------------------|--|-------------------------------|------------------|
| Underwriter: | Morgan Stanley Finance LLC | Participation Rate: | 200% |
| CUSIP: | 61774FGE6 | Maturity Length: | 24 months |
| Description: | Buffered PLUS | Funding Deadline Date: | October 4, 2022 |
| Index (Indices): | Lesser Performing of S&P 500, Dow Jones Industrial Average ⁵ and Nasdaq 100 | Execution Date: | October 7, 2022 |
| Cap: | At least 43.00% ¹ | Valuation Date: | October 7, 2024 |
| Buffer: | 10.00% | Settlement Date: | October 10, 2024 |

1. The final cap rate for the offering will be determined on the execution date and will be disclosed on the final prospectus. The final cap rate for the offering will be at or above the stated cap rate and dependent upon market conditions during the offering period.
2. Liquidation prior to maturity is subject to a 0.25% discount to net asset value (NAV).
3. Structured Notes are intended to be held until maturity. Intra-period pricing may not directly correlate with the price return of the index. Structured Note returns tend to lag index returns on the upside and directionally match on the downside.
4. Structured products are subject to the credit risk of the underwriter.
5. Use of a lesser performing return for multiple indices dictates that performance of the offering will be based on the index that provides the lesser return during the pre-determined timeframe. For example, if index A returns 10% and index B returns 5% from execution date to valuation date, the note will mature with a return of 5% based on the lesser performing index B. Example, for a 10% level of buffer protection, if index A returns -15% and index B returns -25% from execution date to valuation date, the note will mature with a return of -15% based on the lesser performing index B and the buffer protection.
6. Once the offering limit is reached, no new investments will be accepted. If demand for the offering size is not met, the offering is subject to cancellation.
7. Investments in structured products must be limited to 25% of a client's Liquid Net Worth.

IMPORTANT –

Please check this box if you are currently invested in a structured note that is maturing and you will be using the proceeds to invest in this current offering.

| Account# | Account Type | \$ Amount |
|----------|--------------|-----------|
| | | |
| | | |
| | | |

By signing below, Client acknowledges receipt of this structured note pre-pricing document and that their investment is no more than 25% of their Liquid Net Worth.*

*Liquid Net Worth defined as net worth minus assets that cannot be quickly and easily converted into cash, including but not limited to, real estate, business equity, personal property, automobiles, expected inheritances, assets earmarked for other purposes, and investments or accounts subject to substantial penalties, fees or charges due to early sale or withdrawal.

Accepted and agreed to as of:

Client's Name: _____ Signature: _____ Date: _____

2nd Client's Name: _____ Signature: _____ Date: _____

Morgan Stanley Finance LLC

STRUCTURED INVESTMENTS

Opportunities in U.S. Equities

Buffered PLUS Based on the Value of the Worst Performing of the Dow Jones Industrial AverageSM, the S&P 500[®] Index and the NASDAQ-100 Index[®] due October 10, 2024

Buffered Performance Leveraged Upside SecuritiesSM

Fully and Unconditionally Guaranteed by Morgan Stanley

Principal at Risk Securities

The Buffered PLUS are unsecured obligations of Morgan Stanley Finance LLC ("MSFL") and are fully and unconditionally guaranteed by Morgan Stanley. The Buffered PLUS will pay no interest, provide a minimum payment at maturity of only 10% of the stated principal amount and have the terms described in the accompanying product supplement for PLUS, index supplement and prospectus, as supplemented or modified by this document. The payment at maturity on the Buffered PLUS will be based on the value of the worst performing of the Dow Jones Industrial AverageSM, the S&P 500[®] Index and the NASDAQ-100 Index[®]. At maturity, if the final index value of each underlying index is **greater than** its respective initial index value, investors will receive the stated principal amount of their investment *plus* leveraged upside performance of the worst performing underlying index, subject to the maximum payment at maturity. If the final index value of **any** underlying index is **less than or equal to** its respective initial index value, but the final index value of **each** underlying index is **greater than or equal to** 90% of its respective initial index value, meaning that **no** underlying index has decreased from its initial index value by an amount *greater than* the buffer amount of 10%, investors will receive the stated principal amount of their investment. However, if the final index value of **any** underlying index is **less than** 90% of its respective initial index value, meaning that **any** underlying index has decreased from its respective initial index value by an amount *greater than* the buffer amount of 10%, investors will lose 1% for every 1% decline in the worst performing underlying index beyond the specified buffer amount, subject to the minimum payment at maturity of 10% of the stated principal amount. Investors may lose up to 90% of the stated principal amount of the Buffered PLUS. Because the payment at maturity of the Buffered PLUS is based on the worst performing of the underlying indices, a decline in **any** underlying index by an amount greater than the buffer amount will result in a loss, and potentially a significant loss, of your investment even if the other underlying indices have appreciated or have not declined as much. The Buffered PLUS are for investors who seek an equity index-based return and who are willing to risk their principal, risk exposure to the worst performing of three underlying indices and forgo current income and returns above the maximum payment at maturity in exchange for the leverage and buffer features that in each case apply to a limited range of performance of the worst performing underlying index. The Buffered PLUS are notes issued as part of MSFL's Series A Global Medium-Term Notes program.

All payments are subject to our credit risk. If we default on our obligations, you could lose some or all of your investment. These Buffered PLUS are not secured obligations and you will not have any security interest in, or otherwise have any access to, any underlying reference asset or assets.

SUMMARY TERMS

| | | | |
|---|--|---|-------------------------------------|
| Issuer: | Morgan Stanley Finance LLC | | |
| Guarantor: | Morgan Stanley | | |
| Maturity date: | October 10, 2024 | | |
| Underlying indices: | Dow Jones Industrial Average SM (the "INDU Index"), S&P 500 [®] Index (the "SPX Index") and NASDAQ-100 Index [®] (the "NDX Index") | | |
| Aggregate principal amount: | \$ | | |
| Payment at maturity: | If the final index value of each underlying index is <i>greater than</i> its respective initial index value, $\$1,000 + (\$1,000 \times \text{leverage factor} \times \text{index percent change of the worst performing underlying index})$ <i>In no event will the payment at maturity exceed the maximum payment at maturity.</i> If the final index value of any underlying index is <i>less than or equal to</i> its respective initial index value but the final index value of each underlying index is <i>greater than or equal to</i> 90% of its respective initial index value, meaning that no underlying index has decreased from its initial index value by an amount <i>greater than</i> the buffer amount of 10%, \$1,000 If the final index value of any underlying index is <i>less than</i> 90% of its respective initial index value, meaning that any underlying index has decreased from its respective initial index value by an amount <i>greater than</i> the buffer amount of 10%, $(\$1,000 \times \text{index performance factor of the worst performing underlying index}) + \100 <i>Under these circumstances, the payment at maturity will be less than the stated principal amount of \$1,000. However, under no circumstances will the Buffered PLUS pay less than \$100 per Buffered PLUS at maturity.</i> | | |
| Index percent change: | With respect to each underlying index, (final index value – initial index value) / initial index value | | |
| Worst performing underlying index: | The underlying index with the lowest index percent change | | |
| Index performance factor: | With respect to each underlying index, final index value / initial index value | | |
| Initial index value: | With respect to the INDU Index, _____, which is the index closing value of such index on the pricing date With respect to the SPX Index, _____, which is the index closing value of such index on the pricing date With respect to the NDX Index, _____, which is the index closing value of such index on the pricing date | | |
| Final index value: | With respect to each underlying index, the index closing value of such index on the valuation date | | |
| Valuation date: | October 7, 2024, subject to adjustment for non-index business days and certain market disruption events | | |
| Maximum payment at maturity: | At least \$1,430 per Buffered PLUS (143% of the stated principal amount). The actual maximum payment at maturity will be determined on the pricing date. | | |
| Minimum payment at maturity: | \$100 per Buffered PLUS (10% of the stated principal amount) | | |
| Leverage factor: | 200% | | |
| Buffer amount: | 10%. As a result of the buffer amount of 10%, the values at or above which the underlying indices must close on the valuation date so that investors do not suffer a loss on their initial investment in the Buffered PLUS are as follows: With respect to the INDU Index, _____, which is 90% of its initial index value With respect to the SPX Index, _____, which is 90% of its initial index value With respect to the NDX Index, _____, which is approximately 90% of its initial index value | | |
| Stated principal amount: | \$1,000 per Buffered PLUS | | |
| Issue price: | \$1,000 per Buffered PLUS | | |
| Pricing date: | October 7, 2022 | | |
| Original issue date: | October 13, 2022 (3 business days after the pricing date) | | |
| CUSIP / ISIN: | 61774FGE6 / US61774FGE60 | | |
| Listing: | The Buffered PLUS will not be listed on any securities exchange. | | |
| Agent: | Morgan Stanley & Co. LLC ("MS & Co."), a wholly owned subsidiary of Morgan Stanley and an affiliate of MSFL. See "Supplemental information regarding plan of distribution; conflicts of interest." | | |
| Estimated value on the pricing date: | Approximately \$980.30 per Buffered PLUS, or within \$35.00 of that estimate. See "Investment Summary" on page 2. | | |
| Commissions and issue price: | | | |
| | Price to public⁽¹⁾ | Agent's commissions and fees⁽²⁾ | Proceeds to us⁽³⁾ |
| Per Buffered PLUS | \$1,000 | \$ | \$ |
| Total | \$ | \$ | \$ |

(1) The Buffered PLUS will be sold only to investors purchasing the Buffered PLUS in fee-based advisory accounts. MSFL & Co. expects to sell all of the Buffered PLUS that it purchases from us to an unaffiliated dealer at a price of \$ _____ per Buffered PLUS, for further sale to certain fee-based advisory accounts, at the price to public of \$1,000 per Buffered PLUS. MS & Co. will not receive a sales commission with respect to the Buffered PLUS. See "Supplemental information regarding plan of distribution; conflicts of interest." For additional information, see "Plan of Distribution (Conflicts of Interest)" in the accompanying product supplement.

(2) See "Use of proceeds and hedging" on page 20.

(3) The Buffered PLUS involve risks not associated with an investment in ordinary debt securities. See "Risk Factors" beginning on page 8. The Securities and Exchange Commission and state securities regulators have not approved or disapproved these securities, or determined if this document or the accompanying product supplement, index supplement and prospectus is truthful or complete. Any representation to the contrary is a criminal offense.

The Buffered PLUS are not deposits or savings accounts and are not insured by the Federal Deposit Insurance Corporation or any other governmental agency or instrumentality, nor are they obligations of, or guaranteed by, a bank. You should read this document together with the related product supplement, index supplement and prospectus, each of which can be accessed via the hyperlinks below. Please also see "Additional Terms of the Buffered PLUS" and "Additional Information About the Buffered PLUS" at the end of this document.

As used in this document, "we," "us" and "our" refer to Morgan Stanley or MSFL, or Morgan Stanley and MSFL collectively, as the context requires.

Buffered PLUS Based on the Value of the Worst Performing of the Dow Jones Industrial AverageSM, the S&P 500[®] Index and the NASDAQ-100 Index[®] due October 10, 2024

Buffered Performance Leveraged Upside SecuritiesSM
Principal at Risk Securities

Investment Summary

Buffered Performance Leveraged Upside Securities

Principal at Risk Securities

The Buffered PLUS Based on the Value of the Worst Performing of the Dow Jones Industrial AverageSM, the S&P 500[®] Index and the NASDAQ-100 Index[®] due October 10, 2024 (the "Buffered PLUS") can be used:

- To gain exposure to the worst performing of three U.S. equity indices
- To potentially outperform the worst performing of the Dow Jones Industrial AverageSM, the S&P 500[®] Index and the NASDAQ-100 Index[®], subject to the maximum payment at maturity, by taking advantage of the leverage factor
- To obtain a buffer against a specified level of negative performance in the worst performing underlying index

If the final index value of **any** underlying index is **less than** 90% of its respective initial index value, investors will be negatively exposed to the decline in the worst performing underlying index beyond the buffer amount and will lose some or a substantial portion of their investment.

| | |
|-------------------------------------|--|
| Maturity: | Approximately 2 years |
| Leverage factor: | 200% |
| Maximum payment at maturity: | At least \$1,430 per Buffered PLUS (143% of the stated principal amount). The actual maximum payment at maturity will be determined on the pricing date. |
| Minimum payment at maturity: | \$100 per Buffered PLUS (10% of the stated principal amount). Investors may lose up to 90% of the stated principal amount of the Buffered PLUS. |
| Buffer amount: | 10%, with 1-to-1 downside exposure to the worst performing underlying index below the buffer |
| Coupon: | None |
| Listing: | The Buffered PLUS will not be listed on any securities exchange |

The original issue price of each Buffered PLUS is \$1,000. This price includes costs associated with issuing, selling, structuring and hedging the Buffered PLUS, which are borne by you, and, consequently, the estimated value of the Buffered PLUS on the pricing date will be less than \$1,000. We estimate that the value of each Buffered PLUS on the pricing date will be approximately \$980.30, or within \$35.00 of that estimate. Our estimate of the value of the Buffered PLUS as determined on the pricing date will be set forth in the final pricing supplement.

What goes into the estimated value on the pricing date?

In valuing the Buffered PLUS on the pricing date, we take into account that the Buffered PLUS comprise both a debt component and a performance-based component linked to the underlying indices. The estimated value of the Buffered PLUS is determined using our own pricing and valuation models, market inputs and assumptions relating to the underlying indices, instruments based on the underlying indices, volatility and other factors including current and expected interest rates, as well as an interest rate related to our secondary market credit spread, which is the implied interest rate at which our conventional fixed rate debt trades in the secondary market.

What determines the economic terms of the Buffered PLUS?

In determining the economic terms of the Buffered PLUS, including the leverage factor, the buffer amount, the maximum payment at maturity and the minimum payment at maturity, we use an internal funding rate, which is likely to be lower than our secondary market credit spreads and therefore advantageous to us. If the issuing, selling, structuring and hedging costs borne by you were lower or if the internal funding rate were higher, one or more of the economic terms of the Buffered PLUS would be more favorable to you.

What is the relationship between the estimated value on the pricing date and the secondary market price of the Buffered PLUS?

The price at which MS & Co. purchases the Buffered PLUS in the secondary market, absent changes in market conditions, including those related to the underlying indices, may vary from, and be lower than, the estimated value on the pricing date, because the secondary market price takes into account our secondary market credit spread as well as the bid-offer spread that MS & Co. would charge in a secondary market transaction of this type and other factors. However, because the costs associated with issuing, selling, structuring and hedging the Buffered PLUS are not fully deducted upon issuance, for a period of up to 6 months following the issue date, to the extent that MS & Co. may buy or sell the Buffered PLUS in the secondary market, absent changes in market conditions, including those related to the underlying

Buffered PLUS Based on the Value of the Worst Performing of the Dow Jones Industrial AverageSM, the S&P 500[®] Index and the NASDAQ-100 Index[®] due October 10, 2024

Buffered Performance Leveraged Upside SecuritiesSM
Principal at Risk Securities

indices, and to our secondary market credit spreads, it would do so based on values higher than the estimated value. We expect that those higher values will also be reflected in your brokerage account statements.

MS & Co. may, but is not obligated to, make a market in the Buffered PLUS, and, if it once chooses to make a market, may cease doing so at any time.

Buffered PLUS Based on the Value of the Worst Performing of the Dow Jones Industrial AverageSM, the S&P 500[®] Index and the NASDAQ-100 Index[®] due October 10, 2024

Buffered Performance Leveraged Upside SecuritiesSM
Principal at Risk Securities

Key Investment Rationale

The Buffered PLUS offer leveraged exposure to the worst performing of the Dow Jones Industrial AverageSM, the S&P 500[®] Index and the NASDAQ-100 Index[®], subject to the maximum payment at maturity, to the extent that the final index value of **each** underlying index is greater than its respective initial index value. At maturity, if the final index value of **each** underlying index is **greater than** its respective initial index value, investors will receive the stated principal amount of their investment *plus* leveraged upside performance of the worst performing underlying index, subject to the maximum payment at maturity. If the final index value of **any** underlying index is **less than or equal** to its respective initial index value but the final index value of **each** underlying index is **greater than or equal to** 90% of its respective initial index value, investors will receive the stated principal amount of their investment. However, if the final index value of **any** underlying index is **less than** 90% of its respective initial index value, investors will lose 1% for every 1% decline in the worst performing underlying index beyond the specified buffer amount, subject to the minimum payment at maturity. **Investors may lose up to 90% of the stated principal amount of the Buffered PLUS. All payments on the Buffered PLUS are subject to our credit risk.**

| | |
|---|--|
| Leveraged Performance Up to a Cap | The Buffered PLUS offer investors an opportunity to receive 200% of the positive return of the worst performing of the underlying indices, subject to the maximum payment at maturity, if each underlying index has appreciated in value. |
| Upside Scenario if Each Underlying Index Appreciates | Each underlying index increases in value, and, at maturity, the Buffered PLUS redeem for the stated principal amount of \$1,000 <i>plus</i> 200% of the index percent change of the worst performing underlying index, subject to the maximum payment at maturity of at least \$1,430 per Buffered PLUS (143% of the stated principal amount). The actual maximum payment at maturity will be determined on the pricing date. |
| Par Scenario | The final index value of any underlying index is less than or equal to its respective initial index value but the final index value of each underlying index is greater than or equal to 90% of its respective initial index value. At maturity, the Buffered PLUS redeem for the stated principal amount of \$1,000. |
| Downside Scenario | The final index value of any underlying index is less than 90% of its respective initial index value. In this case, the Buffered PLUS redeem for less than the stated principal amount by an amount proportionate to the percentage decrease of the worst performing underlying index over the term of the Buffered PLUS, <i>plus</i> the buffer amount of 10%. For example, if the final index value of the worst performing underlying index is 75% less than its initial index value, the Buffered PLUS will be redeemed at maturity for a loss of 65% of principal at \$350, or 35% of the stated principal amount. The minimum payment at maturity is \$100 per Buffered PLUS. |

Because the payment at maturity of the Buffered PLUS is based on the worst performing of the underlying indices, a decline in **any** underlying index to less than 90% of its respective initial index value will result in a loss, and potentially a significant loss, of your investment, even if the other underlying indices have appreciated or have not declined as much.

Buffered PLUS Based on the Value of the Worst Performing of the Dow Jones Industrial AverageSM, the S&P 500[®] Index and the NASDAQ-100 Index[®] due October 10, 2024

Buffered Performance Leveraged Upside SecuritiesSM
Principal at Risk Securities

Hypothetical Examples

The following hypothetical examples illustrate how to calculate the payment at maturity on the Buffered PLUS. The following examples are for illustrative purposes only. The actual initial index value for each underlying index is set forth on the cover of this document. Any payment at maturity on the Buffered PLUS is subject to our credit risk. The below examples are based on the following terms:

| | |
|--|---|
| Stated principal amount: | \$1,000 per Buffered PLUS |
| Leverage factor: | 200% |
| Hypothetical maximum payment at maturity: | \$1,430. The actual maximum payment at maturity will be determined on the pricing date. |
| Hypothetical initial index value: | With respect to the INDU Index: 35,000 With respect to the SPX Index: 3,500 With respect to the NDX Index: 14,000 |
| Buffer amount: | 10% |

EXAMPLE 1: The final index value of each underlying index is greater than its respective initial index value.

| | |
|----------------------|--|
| Final index value | INDU Index: 52,500 SPX Index: 4,900 NDX Index: 18,200 |
| Index percent change | INDU Index: $(52,500 - 35,000) / 35,000 = 50\%$ SPX Index: $(4,900 - 3,500) / 3,500 = 40\%$ NDX Index: $(18,200 - 14,000) / 14,000 = 30\%$ |
| Payment at maturity | = \$1,000 + (\$1,000 × leverage factor × index percent change of the worst performing underlying index), subject to the maximum payment at maturity = \$1,000 + (\$1,000 × 200% × 30%), subject to the maximum payment at maturity = \$1,430 |

In example 1, the final index value of each of the INDU Index, the SPX Index and the NDX Index is greater than its respective initial index value. The INDU Index has appreciated by 50%, the SPX Index has appreciated by 40% and the NDX Index has appreciated by 30%. Therefore, investors receive at maturity the stated principal amount *plus* 200% of the appreciation of the worst performing underlying index, which is the NDX Index in this example, subject to the maximum payment at maturity. Because the payment at maturity cannot exceed the maximum payment at maturity, investors receive \$1,430 per Buffered PLUS at maturity.

EXAMPLE 2: The final index value of each underlying index is greater than its respective initial index value.

| | |
|----------------------|--|
| Final index value | INDU Index: 38,500 SPX Index: 4,900 NDX Index: 16,800 |
| Index percent change | INDU Index: $(38,500 - 35,000) / 35,000 = 10\%$ SPX Index: $(4,900 - 3,500) / 3,500 = 40\%$ NDX Index: $(16,800 - 14,000) / 14,000 = 20\%$ |

Buffered PLUS Based on the Value of the Worst Performing of the Dow Jones Industrial AverageSM, the S&P 500[®] Index and the NASDAQ-100 Index[®] due October 10, 2024

Buffered Performance Leveraged Upside SecuritiesSM
Principal at Risk Securities

$$\begin{aligned}
 \text{Payment at maturity} &= \$1,000 + (\$1,000 \times \text{leverage factor} \times \text{index percent change of the} \\
 &\quad \text{worst performing underlying index), subject to the maximum} \\
 &\quad \text{payment at maturity} \\
 &= \$1,000 + (\$1,000 \times 200\% \times 10\%), \text{ subject to the maximum} \\
 &\quad \text{payment at maturity} \\
 &= \$1,200
 \end{aligned}$$

In example 2, the final index value of each of the INDU Index, the SPX Index and the NDX Index is greater than its respective initial index value. The INDU Index has appreciated by 10%, the SPX Index has appreciated by 40% and the NDX Index has appreciated by 20%. Therefore, investors receive at maturity the stated principal amount *plus* 200% of the appreciation of the worst performing underlying index, which is the INDU Index in this example, subject to the maximum payment at maturity. Investors receive \$1,200 per Buffered PLUS at maturity.

EXAMPLE 3: The final index value of one underlying index is greater than its respective initial index value while the final index values of the other two underlying indices are less than their respective initial index values, but no underlying index has decreased from its initial index value by an amount greater than the buffer amount of 10%.

| | |
|----------------------|--|
| Final index value | INDU Index: 49,000 SPX Index: 3,325 NDX Index: 12,880 |
| Index percent change | INDU Index: $(49,000 - 35,000) / 35,000 = 40\%$ SPX Index: $(3,325 - 3,500) / 3,500 = -5\%$ NDX Index: $(12,880 - 14,000) / 14,000 = -8\%$ |
| Payment at maturity | = \$1,000 |

In example 3, the final index value of the INDU Index is greater than its respective initial index value, while the final index values of the SPX Index and the NDX Index are less than their respective initial index values. The INDU Index has appreciated by 40%, the SPX Index has declined by 5% and the NDX Index has declined by 8%, but no underlying index has decreased from its initial index value by an amount greater than the buffer amount of 10%. Therefore, investors receive at maturity the stated principal amount. Investors receive \$1,000 per Buffered PLUS at maturity.

EXAMPLE 4: The final index value of one underlying index is greater than its respective initial index value while the final index values of the other two underlying indices are less than 90% of their respective initial index values.

| | |
|--------------------------|---|
| Final index value | INDU Index: 38,500 SPX Index: 1,750 NDX Index: 8,400 |
| Index percent change | INDU Index: $(38,500 - 35,000) / 35,000 = 10\%$ SPX Index: $(1,750 - 3,500) / 3,500 = -50\%$ NDX Index: $(8,400 - 14,000) / 14,000 = -40\%$ |
| Index performance factor | INDU Index: $38,500 / 35,000 = 110\%$ SPX Index: $1,750 / 3,500 = 50\%$ NDX Index: $8,400 / 14,000 = 60\%$ |
| Payment at maturity | = $(\$1,000 \times \text{index performance factor of the worst performing} \\ \text{underlying index}) + \100 = $(\$1,000 \times 50\%) + \100 = \$600 |

In example 4, the final index value of the INDU Index is greater than its respective initial index value, while the final index values of the SPX Index and the NDX Index are less than 90% of their respective initial index values. While the INDU Index has appreciated

Buffered PLUS Based on the Value of the Worst Performing of the Dow Jones Industrial AverageSM, the S&P 500[®] Index and the NASDAQ-100 Index[®] due October 10, 2024

Buffered Performance Leveraged Upside SecuritiesSM
Principal at Risk Securities

by 10%, the SPX Index has declined by 50% and the NDX Index has declined by 40%. Therefore, investors are exposed to the negative performance of the SPX Index, which is the worst performing underlying index in this example, beyond the buffer amount of 10%, and receive a payment at maturity of \$600 per Buffered PLUS. In this example, investors are exposed to the negative performance of the worst performing underlying index even though one of the underlying indices has appreciated in value by 10%, because the final index value of each index is not greater than or equal to 90% of its respective initial index value.

EXAMPLE 5: The final index value of each underlying index is less than its respective initial index value, but no underlying index has decreased from its initial index value by an amount greater than the buffer amount of 10%.

| | |
|----------------------|--|
| Final index value | INDU Index: 33,250 SPX Index: 3,325 NDX Index: 13,020 |
| Index percent change | INDU Index: $(33,250 - 35,000) / 35,000 = -5\%$ SPX Index: $(3,325 - 3,500) / 3,500 = -5\%$ NDX Index: $(13,020 - 14,000) / 14,000 = -7\%$ |
| Payment at maturity | = \$1,000 |

In example 5, the final index value of each underlying index is less than its respective initial index value, but no underlying index has decreased from its initial index value by an amount greater than the buffer amount of 10%. The INDU Index has declined by 5%, the SPX Index has declined by 5% and the NDX Index has declined by 7%. Therefore, investors receive at maturity the stated principal amount. Investors receive \$1,000 per Buffered PLUS at maturity.

EXAMPLE 6: The final index value of each underlying index is less than 90% of its respective initial index value.

| | |
|--------------------------|---|
| Final index value | INDU Index: 10,500 SPX Index: 1,400 NDX Index: 6,300 |
| Index percent change | INDU Index: $(10,500 - 35,000) / 35,000 = -70\%$ SPX Index: $(1,400 - 3,500) / 3,500 = -60\%$ NDX Index: $(6,300 - 14,000) / 14,000 = -55\%$ |
| Index performance factor | INDU Index: $10,500 / 35,000 = 30\%$ SPX Index: $1,400 / 3,500 = 40\%$ NDX Index: $6,300 / 14,000 = 45\%$ |
| Payment at maturity | = $(\$1,000 \times \text{index performance factor of the worst performing underlying index}) + \100 = $(\$1,000 \times 30\%) + \100 = \$400 |

In example 6, the final index value of each of the INDU Index, the SPX Index and the NDX Index is less than its respective initial index value by an amount greater than the buffer amount of 10%. The INDU Index has declined by 70%, the SPX Index has declined by 60% and the NDX Index has declined by 55%. Therefore, investors are exposed to the negative performance of the INDU Index, which is the worst performing underlying index in this example, beyond the buffer amount of 10%, and receive a payment at maturity of \$400 per Buffered PLUS.

Because the payment at maturity of the Buffered PLUS is based on the worst performing of the underlying indices, a decline in any underlying index by an amount greater than the buffer amount of 10% will result in a loss, and potentially a significant loss, of your investment, even if the other underlying indices have appreciated or have not declined as much.

Buffered PLUS Based on the Value of the Worst Performing of the Dow Jones Industrial AverageSM, the S&P 500[®] Index and the NASDAQ-100 Index[®] due October 10, 2024

Buffered Performance Leveraged Upside SecuritiesSM
Principal at Risk Securities

Risk Factors

This section describes the material risks relating to the Buffered PLUS. For further discussion of these and other risks, you should read the section entitled "Risk Factors" in the accompanying product supplement for PLUS, index supplement and prospectus. We also urge you to consult your investment, legal, tax, accounting and other advisers in connection with your investment in the Buffered PLUS.

Risks Relating to an Investment in the Buffered PLUS

- **The Buffered PLUS do not pay interest and provide a minimum payment at maturity of only 10% of the stated principal amount.** The terms of the Buffered PLUS differ from those of ordinary debt securities in that the Buffered PLUS do not pay interest and provide a minimum payment at maturity of only 10% of the stated principal amount of the Buffered PLUS. If the final index value of **any** underlying index is **less than** 90% of its initial index value, you will receive for each Buffered PLUS that you hold a payment at maturity that is less than the stated principal amount of each Buffered PLUS by an amount proportionate to the decline in the value of the worst performing underlying index from its initial index value, plus \$100 per Buffered PLUS. **Accordingly, investors may lose up to 90% of the stated principal amount of the Buffered PLUS.**
- **The appreciation potential of the Buffered PLUS is limited by the maximum payment at maturity.** The appreciation potential of the Buffered PLUS is limited by the maximum payment at maturity of at least \$1,430 per Buffered PLUS, or 143% of the stated principal amount. The actual maximum payment at maturity will be determined on the pricing date. Although the leverage factor provides 200% exposure to any increase in the final index value of the worst performing underlying index over its initial index value, because the payment at maturity will be limited to at least 143% of the stated principal amount for the Buffered PLUS, any increase in the final index value of the worst performing underlying index over its initial index value by more than 21.50% of its initial index value will not further increase the return on the Buffered PLUS.
- **The market price of the Buffered PLUS will be influenced by many unpredictable factors.** Several factors will influence the value of the Buffered PLUS in the secondary market and the price at which MS & Co. may be willing to purchase or sell the Buffered PLUS in the secondary market, including the value, volatility and dividend yield of the underlying indices, interest and yield rates in the market, time remaining until the Buffered PLUS mature, geopolitical conditions and economic, financial, political, regulatory or judicial events and any actual or anticipated changes in our credit ratings or credit spreads. Generally, the longer the time remaining to maturity, the more the market price of the Buffered PLUS will be affected by the other factors described above. The values of the underlying indices may be, and have recently been, volatile, and we can give you no assurance that the volatility will lessen. See "Dow Jones Industrial AverageSM Overview," "S&P 500[®] Index Overview" and "NASDAQ-100 Index[®] Overview" below. You may receive less, and possibly significantly less, than the stated principal amount per Buffered PLUS if you try to sell your Buffered PLUS prior to maturity.
- **The Buffered PLUS are subject to our credit risk, and any actual or anticipated changes to our credit ratings or credit spreads may adversely affect the market value of the Buffered PLUS.** You are dependent on our ability to pay all amounts due on the Buffered PLUS at maturity and therefore you are subject to our credit risk. If we default on our obligations under the Buffered PLUS, your investment would be at risk and you could lose some or all of your investment. As a result, the market value of the Buffered PLUS prior to maturity will be affected by changes in the market's view of our creditworthiness. Any actual or anticipated decline in our credit ratings or increase in the credit spreads charged by the market for taking our credit risk is likely to adversely affect the market value of the Buffered PLUS.
- **As a finance subsidiary, MSFL has no independent operations and will have no independent assets.** As a finance subsidiary, MSFL has no independent operations beyond the issuance and administration of its securities and will have no independent assets available for distributions to holders of MSFL securities if they make claims in respect of such securities in a bankruptcy, resolution or similar proceeding. Accordingly, any recoveries by such holders will be limited to those available under the related guarantee by Morgan Stanley and that guarantee will rank *pari passu* with all other unsecured, unsubordinated obligations of Morgan Stanley. Holders will have recourse only to a single claim against Morgan Stanley and its assets under the guarantee. Holders of securities issued by MSFL should accordingly assume that in any such proceedings they would not have any priority over and should be treated *pari passu* with the claims of other unsecured, unsubordinated creditors of Morgan Stanley, including holders of Morgan Stanley-issued securities.

Buffered PLUS Based on the Value of the Worst Performing of the Dow Jones Industrial AverageSM, the S&P 500[®] Index and the NASDAQ-100 Index[®] due October 10, 2024

Buffered Performance Leveraged Upside SecuritiesSM
Principal at Risk Securities

- **The amount payable on the Buffered PLUS is not linked to the values of the underlying indices at any time other than the valuation date.** The final index value of each underlying index will be based on the index closing value of such index on the valuation date, subject to postponement for non-index business days and certain market disruption events. Even if each underlying index appreciates prior to the valuation date but the value of **any** underlying index drops by the valuation date, the payment at maturity will be less than it would have been had the payment at maturity been linked to the values of the underlying indices prior to such drop. Although the actual values of the underlying indices on the stated maturity date or at other times during the term of the Buffered PLUS may be higher than their respective final index values, the payment at maturity will be based solely on the index closing values on the valuation date.
- **Investing in the Buffered PLUS is not equivalent to investing in any underlying index.** Investing in the Buffered PLUS is not equivalent to investing in any underlying index or the component stocks of any underlying index. As an investor in the Buffered PLUS, you will not have voting rights or rights to receive dividends or other distributions or any other rights with respect to stocks that constitute the underlying indices.
- **The rate we are willing to pay for securities of this type, maturity and issuance size is likely to be lower than the rate implied by our secondary market credit spreads and advantageous to us. Both the lower rate and the inclusion of costs associated with issuing, selling, structuring and hedging the Buffered PLUS in the original issue price reduce the economic terms of the Buffered PLUS, cause the estimated value of the Buffered PLUS to be less than the original issue price and will adversely affect secondary market prices.** Assuming no change in market conditions or any other relevant factors, the prices, if any, at which dealers, including MS & Co., may be willing to purchase the Buffered PLUS in secondary market transactions will likely be significantly lower than the original issue price, because secondary market prices will exclude the issuing, selling, structuring and hedging-related costs that are included in the original issue price and borne by you and because the secondary market prices will reflect our secondary market credit spreads and the bid-offer spread that any dealer would charge in a secondary market transaction of this type as well as other factors.

The inclusion of the costs of issuing, selling, structuring and hedging the Buffered PLUS in the original issue price and the lower rate we are willing to pay as issuer make the economic terms of the Buffered PLUS less favorable to you than they otherwise would be.

However, because the costs associated with issuing, selling, structuring and hedging the Buffered PLUS are not fully deducted upon issuance, for a period of up to 6 months following the issue date, to the extent that MS & Co. may buy or sell the Buffered PLUS in the secondary market, absent changes in market conditions, including those related to the underlying indices, and to our secondary market credit spreads, it would do so based on values higher than the estimated value, and we expect that those higher values will also be reflected in your brokerage account statements.

- **The estimated value of the Buffered PLUS is determined by reference to our pricing and valuation models, which may differ from those of other dealers and is not a maximum or minimum secondary market price.** These pricing and valuation models are proprietary and rely in part on subjective views of certain market inputs and certain assumptions about future events, which may prove to be incorrect. As a result, because there is no market-standard way to value these types of securities, our models may yield a higher estimated value of the Buffered PLUS than those generated by others, including other dealers in the market, if they attempted to value the Buffered PLUS. In addition, the estimated value on the pricing date does not represent a minimum or maximum price at which dealers, including MS & Co., would be willing to purchase your Buffered PLUS in the secondary market (if any exists) at any time. The value of your Buffered PLUS at any time after the date of this document will vary based on many factors that cannot be predicted with accuracy, including our creditworthiness and changes in market conditions. See also “The market price of the Buffered PLUS will be influenced by many unpredictable factors” above.
- **The Buffered PLUS will not be listed on any securities exchange and secondary trading may be limited.** The Buffered PLUS will not be listed on any securities exchange. Therefore, there may be little or no secondary market for the Buffered PLUS. MS & Co. may, but is not obligated to, make a market in the Buffered PLUS and, if it once chooses to make a market, may cease doing so at any time. When it does make a market, it will generally do so for transactions of routine secondary market size at prices based on its estimate of the current value of the Buffered PLUS, taking into account its bid/offer spread, our credit spreads, market volatility, the notional size of the proposed sale, the cost of unwinding any related hedging positions, the time remaining to maturity and the likelihood that it will be able to resell the Buffered PLUS. Even if there is a secondary market, it may not provide enough liquidity to allow you to trade or sell the Buffered PLUS easily. Since other broker-dealers

Buffered PLUS Based on the Value of the Worst Performing of the Dow Jones Industrial AverageSM, the S&P 500[®] Index and the NASDAQ-100 Index[®] due October 10, 2024

Buffered Performance Leveraged Upside SecuritiesSM
Principal at Risk Securities

may not participate significantly in the secondary market for the Buffered PLUS, the price at which you may be able to trade your Buffered PLUS is likely to depend on the price, if any, at which MS & Co. is willing to transact. If, at any time, MS & Co. were to cease making a market in the Buffered PLUS, it is likely that there would be no secondary market for the Buffered PLUS. Accordingly, you should be willing to hold your Buffered PLUS to maturity.

- **Hedging and trading activity by our affiliates could potentially adversely affect the value of the Buffered PLUS.** One or more of our affiliates and/or third-party dealers expect to carry out hedging activities related to the Buffered PLUS (and possibly to other instruments linked to the underlying indices or their component stocks), including trading in the stocks that constitute the underlying indices as well as in other instruments related to the underlying indices. As a result, these entities may be unwinding or adjusting hedge positions during the term of the Buffered PLUS, and the hedging strategy may involve greater and more frequent dynamic adjustments to the hedge as the valuation date approaches. Some of our affiliates also trade the stocks that constitute the underlying indices and other financial instruments related to the underlying indices on a regular basis as part of their general broker-dealer and other businesses. Any of these hedging or trading activities on or prior to the pricing date could potentially affect the initial index value of an underlying index, and, therefore, could increase the value at or above which such underlying index must close on the valuation date so that investors do not suffer a loss on their initial investment in the Buffered PLUS (depending also on the performance of the other underlying indices). Additionally, such hedging or trading activities during the term of the Buffered PLUS, including on the valuation date, could adversely affect the closing value of an underlying index on the valuation date, and, accordingly, the amount of cash an investor will receive at maturity (depending also on the performance of the other underlying indices).
- **The calculation agent, which is a subsidiary of Morgan Stanley and an affiliate of MSFL, will make determinations with respect to the Buffered PLUS.** As calculation agent, MS & Co. will determine the initial index values and the final index values, including whether any underlying index has decreased to below 90% of its respective initial index value, and will calculate the amount of cash you receive at maturity. Moreover, certain determinations made by MS & Co., in its capacity as calculation agent, may require it to exercise discretion and make subjective judgments, such as with respect to the occurrence or non-occurrence of market disruption events and the selection of a successor index or calculation of the final index value in the event of a market disruption event or discontinuance of an underlying index. These potentially subjective determinations may adversely affect the payout to you at maturity. For further information regarding these types of determinations, see “Description of PLUS—Postponement of Valuation Date(s),” “—Alternate Exchange Calculation in case of an Event of Default” and “—Calculation Agent and Calculations” and related definitions in the accompanying product supplement. In addition, MS & Co. has determined the estimated value of the Buffered PLUS on the pricing date.
- **The U.S. federal income tax consequences of an investment in the Buffered PLUS are uncertain.** Please read the discussion under “Additional Information—Tax considerations” in this document and the discussion under “United States Federal Taxation” in the accompanying product supplement for PLUS (together, the “Tax Disclosure Sections”) concerning the U.S. federal income tax consequences of an investment in the Buffered PLUS. If the Internal Revenue Service (the “IRS”) were successful in asserting an alternative treatment, the timing and character of income on the Buffered PLUS might differ significantly from the tax treatment described in the Tax Disclosure Sections. For example, under one possible treatment, the IRS could seek to recharacterize the Buffered PLUS as debt instruments. In that event, U.S. Holders would be required to accrue into income original issue discount on the Buffered PLUS every year at a “comparable yield” determined at the time of issuance and recognize all income and gain in respect of the Buffered PLUS as ordinary income. The risk that financial instruments providing for buffers, triggers or similar downside protection features, such as the Buffered PLUS, would be recharacterized as debt is greater than the risk of recharacterization for comparable financial instruments that do not have such features. We do not plan to request a ruling from the IRS regarding the tax treatment of the Buffered PLUS, and the IRS or a court may not agree with the tax treatment described in the Tax Disclosure Sections.

In 2007, the U.S. Treasury Department and the IRS released a notice requesting comments on the U.S. federal income tax treatment of “prepaid forward contracts” and similar instruments. The notice focuses in particular on whether to require holders of these instruments to accrue income over the term of their investment. It also asks for comments on a number of related topics, including the character of income or loss with respect to these instruments; whether short-term instruments should be subject to any such accrual regime; the relevance of factors such as the exchange-traded status of the instruments and the nature of the underlying property to which the instruments are linked; the degree, if any, to which income (including any mandated accruals) realized by non-U.S. investors should be subject to withholding tax; and whether these instruments are or

Buffered PLUS Based on the Value of the Worst Performing of the Dow Jones Industrial AverageSM, the S&P 500[®] Index and the NASDAQ-100 Index[®] due October 10, 2024

Buffered Performance Leveraged Upside SecuritiesSM
Principal at Risk Securities

should be subject to the “constructive ownership” rule, which very generally can operate to recharacterize certain long-term capital gain as ordinary income and impose an interest charge. While the notice requests comments on appropriate transition rules and effective dates, any Treasury regulations or other guidance promulgated after consideration of these issues could materially and adversely affect the tax consequences of an investment in the Buffered PLUS, possibly with retroactive effect. Both U.S. and Non-U.S. Holders should consult their tax advisers regarding the U.S. federal income tax consequences of an investment in the Buffered PLUS, including possible alternative treatments, the issues presented by this notice and any tax consequences arising under the laws of any state, local or non-U.S. taxing jurisdiction.

Risks Relating to the Underlying Indices

- **You are exposed to the price risk of each underlying index.** Your return on the Buffered PLUS is not linked to a basket consisting of each underlying index. Rather, it will be based upon the independent performance of each underlying index. Unlike an instrument with a return linked to a basket of underlying assets, in which risk is mitigated and diversified among all the components of the basket, you will be exposed to the risks related to each underlying index. Poor performance by any underlying index over the term of the Buffered PLUS will negatively affect your return and will not be offset or mitigated by any positive performance by the other underlying indices. If any underlying index declines to below 90% of its respective initial index value as of the valuation date, you will lose some or a substantial portion of your investment, even if the other underlying indices have appreciated or have not declined as much. Accordingly, your investment is subject to the price risk of each underlying index.
- **Because the Buffered PLUS are linked to the performance of the worst performing underlying index, you are exposed to greater risk of sustaining a loss on your investment than if the Buffered PLUS were linked to just one underlying index.** The risk that you will suffer a loss on your investment is greater if you invest in the Buffered PLUS as opposed to substantially similar securities that are linked to the performance of just one underlying index. With three underlying indices, it is more likely that any underlying index will decline to below 90% of its initial index value as of the valuation date than if the Buffered PLUS were linked to only one underlying index. Therefore it is more likely that you will suffer a loss on your investment.
- **Adjustments to the underlying indices could adversely affect the value of the Buffered PLUS.** The publisher of each underlying index may add, delete or substitute the stocks constituting such underlying index or make other methodological changes that could change the value of such underlying index. The publisher of each underlying index may discontinue or suspend calculation or publication of such underlying index at any time. In these circumstances, the calculation agent will have the sole discretion to substitute a successor index that is comparable to the discontinued underlying index and will be permitted to consider indices that are calculated and published by the calculation agent or any of its affiliates.

Buffered PLUS Based on the Value of the Worst Performing of the Dow Jones Industrial AverageSM, the S&P 500[®] Index and the NASDAQ-100 Index[®] due October 10, 2024

Buffered Performance Leveraged Upside SecuritiesSM
Principal at Risk Securities

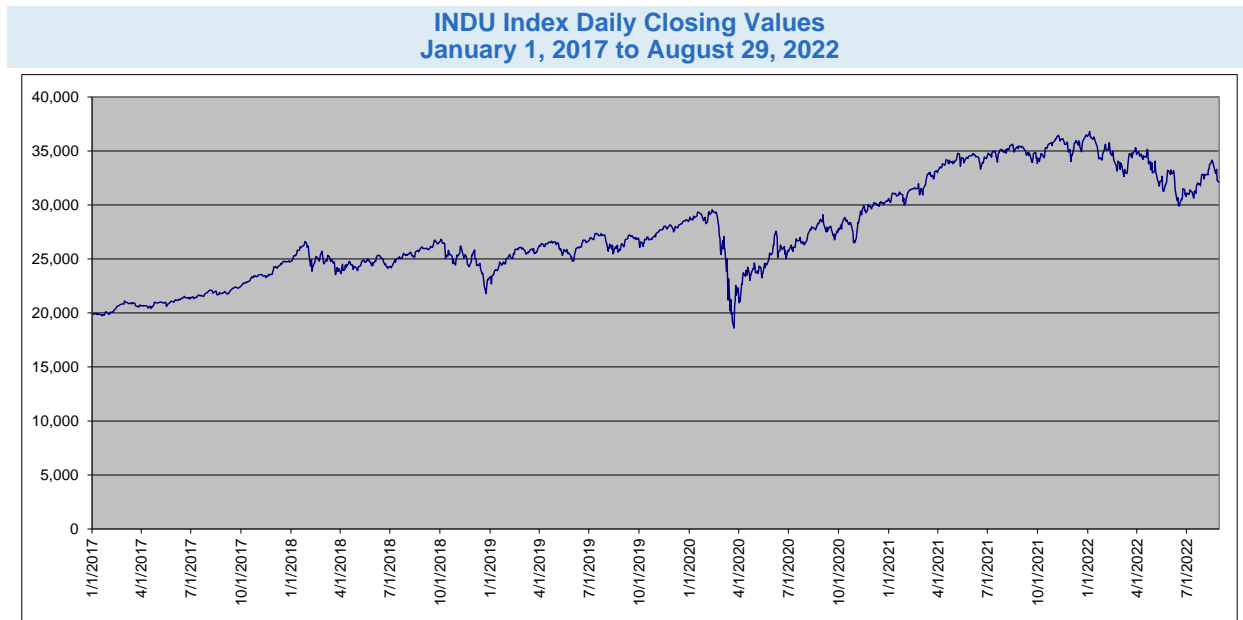
Dow Jones Industrial AverageSM Overview

The Dow Jones Industrial AverageSM is a price-weighted index composed of 30 common stocks that is published by S&P Dow Jones Indices LLC, the marketing name and a licensed trademark of CME Group Inc., as representative of the broad market of U.S. industry. For additional information about the Dow Jones Industrial AverageSM, see the information set forth under “Dow Jones Industrial AverageSM” in the accompanying index supplement.

Information as of market close on August 29, 2022:

| | |
|------------------------------------|-----------|
| Bloomberg Ticker Symbol: | INDU |
| Current Index Value: | 32,098.99 |
| 52 Weeks Ago: | 35,399.84 |
| 52 Week High (on 1/4/2022): | 36,799.65 |
| 52 Week Low (on 6/17/2022): | 29,888.78 |

The following graph sets forth the daily closing values of the INDU Index for the period from January 1, 2017 through August 29, 2022. The related table sets forth the published high and low closing values, as well as end-of-quarter closing values, of the INDU Index for each quarter in the same period. The closing value of the INDU Index on August 29, 2022 was 32,098.99. We obtained the information in the graph and table below from Bloomberg Financial Markets, without independent verification. The INDU Index has at times experienced periods of high volatility, and you should not take the historical values of the INDU Index as an indication of its future performance.



Buffered PLUS Based on the Value of the Worst Performing of the Dow Jones Industrial AverageSM, the S&P 500[®] Index and the NASDAQ-100 Index[®] due October 10, 2024

Buffered Performance Leveraged Upside SecuritiesSM
Principal at Risk Securities

| Dow Jones Industrial Average SM | High | Low | Period End |
|--|-----------|-----------|------------|
| 2017 | | | |
| First Quarter | 21,115.55 | 19,732.40 | 20,663.22 |
| Second Quarter | 21,528.99 | 20,404.49 | 21,349.63 |
| Third Quarter | 22,412.59 | 21,320.04 | 22,405.09 |
| Fourth Quarter | 24,837.51 | 22,557.60 | 24,719.22 |
| 2018 | | | |
| First Quarter | 26,616.71 | 23,533.20 | 24,103.11 |
| Second Quarter | 25,322.31 | 23,644.19 | 24,271.41 |
| Third Quarter | 26,743.50 | 24,174.82 | 26,458.31 |
| Fourth Quarter | 26,828.39 | 21,792.20 | 23,327.46 |
| 2019 | | | |
| First Quarter | 26,091.95 | 22,686.22 | 25,928.68 |
| Second Quarter | 26,753.17 | 24,815.04 | 26,599.96 |
| Third Quarter | 27,359.16 | 25,479.42 | 26,916.83 |
| Fourth Quarter | 28,645.26 | 26,078.62 | 28,538.44 |
| 2020 | | | |
| First Quarter | 29,551.42 | 18,591.93 | 21,917.16 |
| Second Quarter | 27,572.44 | 20,943.51 | 25,812.88 |
| Third Quarter | 29,100.50 | 25,706.09 | 27,781.70 |
| Fourth Quarter | 30,606.48 | 26,501.60 | 30,606.48 |
| 2021 | | | |
| First Quarter | 33,171.37 | 29,982.62 | 32,981.55 |
| Second Quarter | 34,777.76 | 33,153.21 | 34,502.51 |
| Third Quarter | 35,625.40 | 33,843.92 | 33,843.92 |
| Fourth Quarter | 36,488.63 | 34,002.92 | 36,338.30 |
| 2022 | | | |
| First Quarter | 36,799.65 | 32,632.64 | 34,678.35 |
| Second Quarter | 35,160.79 | 29,888.78 | 30,775.43 |
| Third Quarter (through August 29, 2022) | 34,152.01 | 30,630.17 | 32,098.99 |

"Dow Jones," "Dow Jones Industrial Average," "Dow Jones Indexes" and "DJIA" are service marks of Dow Jones Trademark Holdings LLC. See "Dow Jones Industrial AverageSM" in the accompanying index supplement.

Buffered PLUS Based on the Value of the Worst Performing of the Dow Jones Industrial AverageSM, the S&P 500[®] Index and the NASDAQ-100 Index[®] due October 10, 2024

Buffered Performance Leveraged Upside SecuritiesSM
Principal at Risk Securities

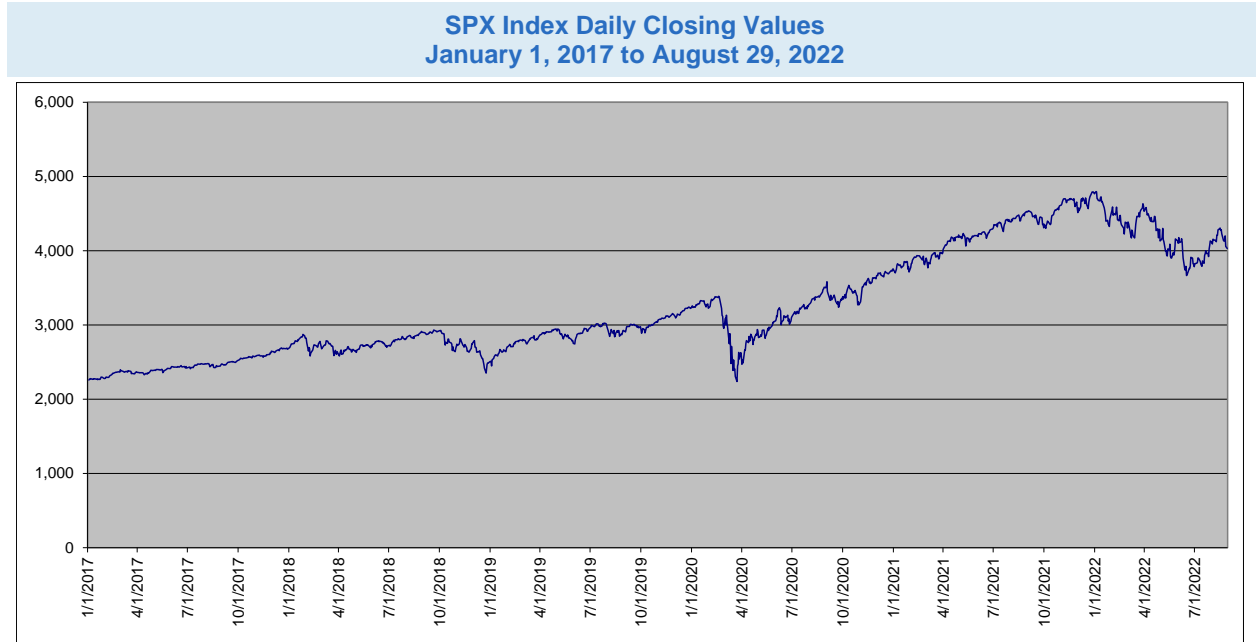
S&P 500[®] Index Overview

The S&P 500[®] Index, which is calculated, maintained and published by S&P Dow Jones Indices LLC (“S&P”), consists of 500 component stocks selected to provide a performance benchmark for the U.S. equity markets. The calculation of the S&P 500[®] Index is based on the relative value of the float adjusted aggregate market capitalization of the 500 component companies as of a particular time as compared to the aggregate average market capitalization of 500 similar companies during the base period of the years 1941 through 1943. For additional information about the S&P 500[®] Index, see the information set forth under “S&P 500[®] Index” in the accompanying index supplement.

Information as of market close on August 29, 2022:

| | |
|------------------------------------|----------|
| Bloomberg Ticker Symbol: | SPX |
| Current Index Value: | 4,030.61 |
| 52 Weeks Ago: | 4,528.79 |
| 52 Week High (on 1/3/2022): | 4,796.56 |
| 52 Week Low (on 6/16/2022): | 3,666.77 |

The following graph sets forth the daily closing values of the SPX Index for the period from January 1, 2017 through August 29, 2022. The related table sets forth the published high and low closing values, as well as end-of-quarter closing values, of the SPX Index for each quarter in the same period. The closing value of the SPX Index on August 29, 2022 was 4,030.61. We obtained the information in the graph and table below from Bloomberg Financial Markets, without independent verification. The SPX Index has at times experienced periods of high volatility, and you should not take the historical values of the SPX Index as an indication of its future performance.



Buffered PLUS Based on the Value of the Worst Performing of the Dow Jones Industrial AverageSM, the S&P 500[®] Index and the NASDAQ-100 Index[®] due October 10, 2024Buffered Performance Leveraged Upside SecuritiesSM
Principal at Risk Securities

| S&P 500 [®] Index | High | Low | Period End |
|---|----------|----------|------------|
| 2017 | | | |
| First Quarter | 2,395.96 | 2,257.83 | 2,362.72 |
| Second Quarter | 2,453.46 | 2,328.95 | 2,423.41 |
| Third Quarter | 2,519.36 | 2,409.75 | 2,519.36 |
| Fourth Quarter | 2,690.16 | 2,529.12 | 2,673.61 |
| 2018 | | | |
| First Quarter | 2,872.87 | 2,581.00 | 2,640.87 |
| Second Quarter | 2,786.85 | 2,581.88 | 2,718.37 |
| Third Quarter | 2,930.75 | 2,713.22 | 2,913.98 |
| Fourth Quarter | 2,925.51 | 2,351.10 | 2,506.85 |
| 2019 | | | |
| First Quarter | 2,854.88 | 2,447.89 | 2,834.40 |
| Second Quarter | 2,954.18 | 2,744.45 | 2,941.76 |
| Third Quarter | 3,025.86 | 2,840.60 | 2,976.74 |
| Fourth Quarter | 3,240.02 | 2,887.61 | 3,230.78 |
| 2020 | | | |
| First Quarter | 3,386.15 | 2,237.40 | 2,584.59 |
| Second Quarter | 3,232.39 | 2,470.50 | 3,100.29 |
| Third Quarter | 3,580.84 | 3,115.86 | 3,363.00 |
| Fourth Quarter | 3,756.07 | 3,269.96 | 3,756.07 |
| 2021 | | | |
| First Quarter | 3,974.54 | 3,700.65 | 3,972.89 |
| Second Quarter | 4,297.50 | 4,019.87 | 4,297.50 |
| Third Quarter | 4,536.95 | 4,258.49 | 4,307.54 |
| Fourth Quarter | 4,793.06 | 4,300.46 | 4,766.18 |
| 2022 | | | |
| First Quarter | 4,796.56 | 4,170.70 | 4,530.41 |
| Second Quarter | 4,582.64 | 3,666.77 | 3,785.38 |
| Third Quarter (through August 29, 2022) | 4,305.20 | 3,790.38 | 4,030.61 |

"Standard & Poor's[®]," "S&P[®]," "S&P 500[®]," "Standard & Poor's 500" and "500" are trademarks of Standard and Poor's Financial Services LLC. See "S&P 500[®] Index" in the accompanying index supplement.

Buffered PLUS Based on the Value of the Worst Performing of the Dow Jones Industrial AverageSM, the S&P 500[®] Index and the NASDAQ-100 Index[®] due October 10, 2024

Buffered Performance Leveraged Upside SecuritiesSM
Principal at Risk Securities

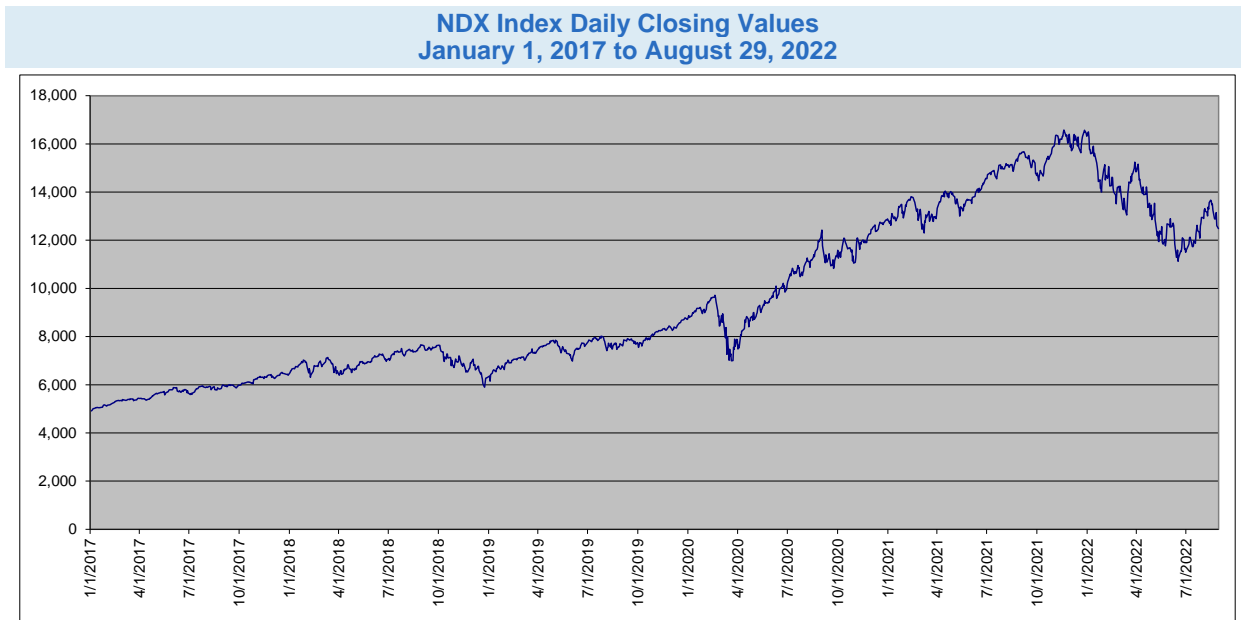
NASDAQ-100 Index[®] Overview

The NASDAQ-100 Index[®], which is calculated, maintained and published by Nasdaq, Inc., is a modified capitalization-weighted index of 100 of the largest and most actively traded equity securities of non-financial companies listed on The NASDAQ Stock Market LLC. The NASDAQ-100 Index[®] includes companies across a variety of major industry groups. At any moment in time, the value of the NASDAQ-100 Index[®] equals the aggregate value of the then-current NASDAQ-100 Index[®] share weights of each of the NASDAQ-100 Index[®] component securities, which are based on the total shares outstanding of each such NASDAQ-100 Index[®] component security, multiplied by each such security’s respective last sale price on NASDAQ (which may be the official closing price published by NASDAQ), and divided by a scaling factor, which becomes the basis for the reported NASDAQ-100 Index[®] value. For additional information about the NASDAQ-100 Index[®] Index, see the information set forth under “NASDAQ-100 Index[®]” in the accompanying index supplement.

Information as of market close on August 29, 2022:

| | |
|--------------------------------------|-----------|
| Bloomberg Ticker Symbol: | NDX |
| Current Index Value: | 12,484.32 |
| 52 Weeks Ago: | 15,605.09 |
| 52 Week High (on 11/19/2021): | 16,573.34 |
| 52 Week Low (on 6/16/2022): | 11,127.57 |

The following graph sets forth the daily closing values of the NDX Index for the period from January 1, 2017 through August 29, 2022. The related table sets forth the published high and low closing values, as well as end-of-quarter closing values, of the NDX Index for each quarter in the same period. The closing value of the NDX Index on August 29, 2022 was 12,484.32. We obtained the information in the graph and table below from Bloomberg Financial Markets, without independent verification. The NDX Index has at times experienced periods of high volatility, and you should not take the historical values of the NDX Index as an indication of its future performance.



Buffered PLUS Based on the Value of the Worst Performing of the Dow Jones Industrial AverageSM, the S&P 500[®] Index and the NASDAQ-100 Index[®] due October 10, 2024

Buffered Performance Leveraged Upside SecuritiesSM
Principal at Risk Securities

| NASDAQ-100 Index [®] | High | Low | Period End |
|---|-----------|-----------|------------|
| 2017 | | | |
| First Quarter | 5,439.74 | 4,911.33 | 5,436.23 |
| Second Quarter | 5,885.30 | 5,353.59 | 5,646.92 |
| Third Quarter | 6,004.38 | 5,596.96 | 5,979.30 |
| Fourth Quarter | 6,513.27 | 5,981.92 | 6,396.42 |
| 2018 | | | |
| First Quarter | 7,131.12 | 6,306.10 | 6,581.13 |
| Second Quarter | 7,280.71 | 6,390.84 | 7,040.80 |
| Third Quarter | 7,660.18 | 7,014.55 | 7,627.65 |
| Fourth Quarter | 7,645.45 | 5,899.35 | 6,329.96 |
| 2019 | | | |
| First Quarter | 7,493.27 | 6,147.13 | 7,378.77 |
| Second Quarter | 7,845.73 | 6,978.02 | 7,671.08 |
| Third Quarter | 8,016.95 | 7,415.69 | 7,749.45 |
| Fourth Quarter | 8,778.31 | 7,550.79 | 8,733.07 |
| 2020 | | | |
| First Quarter | 9,718.73 | 6,994.29 | 7,813.50 |
| Second Quarter | 10,209.82 | 7,486.29 | 10,156.85 |
| Third Quarter | 12,420.54 | 10,279.25 | 11,418.06 |
| Fourth Quarter | 12,888.28 | 11,052.95 | 12,888.28 |
| 2021 | | | |
| First Quarter | 13,807.70 | 12,299.08 | 13,091.44 |
| Second Quarter | 14,572.75 | 13,001.63 | 14,554.80 |
| Third Quarter | 15,675.76 | 14,549.09 | 14,689.62 |
| Fourth Quarter | 16,573.34 | 14,472.12 | 16,320.08 |
| 2022 | | | |
| First Quarter | 16,501.77 | 13,046.64 | 14,838.49 |
| Second Quarter | 15,159.58 | 11,127.57 | 11,503.72 |
| Third Quarter (through August 29, 2022) | 13,667.18 | 11,585.68 | 12,484.32 |

"Nasdaq[®]," "NASDAQ-100[®]" and "NASDAQ-100 Index[®]" are trademarks of Nasdaq, Inc. See "NASDAQ-100 Index[®]" in the accompanying index supplement.

Buffered PLUS Based on the Value of the Worst Performing of the Dow Jones Industrial AverageSM, the S&P 500[®] Index and the NASDAQ-100 Index[®] due October 10, 2024

Buffered Performance Leveraged Upside SecuritiesSM
Principal at Risk Securities

Additional Terms of the Buffered PLUS

Please read this information in conjunction with the summary terms on the front cover of this document.

Additional Terms:

If the terms described herein are inconsistent with those described in the accompanying product supplement, index supplement or prospectus, the terms described herein shall control.

Underlying index publisher: With respect to each of the INDU Index and the SPX Index, S&P Dow Jones Indices LLC, or any successor thereof.

With respect to the NDX Index, Nasdaq, Inc., or any successor thereof.

Denominations: \$1,000 per Buffered PLUS and integral multiples thereof

Postponement of maturity date: If the scheduled valuation date is not an index business day with respect to an underlying index or if a market disruption event occurs with respect to an underlying index on that day so that the valuation date is postponed and falls less than two business days prior to the scheduled maturity date, the maturity date of the Buffered PLUS will be postponed to the second business day following the latest valuation date as postponed with respect to such underlying index.

Trustee: The Bank of New York Mellon

Calculation agent: MS & Co.

Issuer notice to registered security holders, the trustee and the depository: In the event that the maturity date is postponed due to postponement of the valuation date, the issuer shall give notice of such postponement and, once it has been determined, of the date to which the maturity date has been rescheduled (i) to each registered holder of the Buffered PLUS by mailing notice of such postponement by first class mail, postage prepaid, to such registered holder's last address as it shall appear upon the registry books, (ii) to the trustee by facsimile confirmed by mailing such notice to the trustee by first class mail, postage prepaid, at its New York office and (iii) to The Depository Trust Company (the "depository") by telephone or facsimile, confirmed by mailing such notice to the depository by first class mail, postage prepaid. Any notice that is mailed to a registered holder of the Buffered PLUS in the manner herein provided shall be conclusively presumed to have been duly given to such registered holder, whether or not such registered holder receives the notice. The issuer shall give such notice as promptly as possible, and in no case later than (i) with respect to notice of postponement of the maturity date, the business day immediately preceding the scheduled maturity date, and (ii) with respect to notice of the date to which the maturity date has been rescheduled, the business day immediately following the actual valuation date.

The issuer shall, or shall cause the calculation agent to, (i) provide written notice to the trustee and to the depository of the amount of cash to be delivered with respect to each stated principal amount of the Buffered PLUS, on or prior to 10:30 a.m. (New York City time) on the business day preceding the maturity date, and (ii) deliver the aggregate cash amount due with respect to the Buffered PLUS to the trustee for delivery to the depository, as holder of the Buffered PLUS, on the maturity date.

Buffered PLUS Based on the Value of the Worst Performing of the Dow Jones Industrial AverageSM, the S&P 500[®] Index and the NASDAQ-100 Index[®] due October 10, 2024

Buffered Performance Leveraged Upside SecuritiesSM
Principal at Risk Securities

Additional Information About the Buffered PLUS

Additional Information:

Minimum ticketing size: \$1,000 / 1 Buffered PLUS

Tax considerations:

Although there is uncertainty regarding the U.S. federal income tax consequences of an investment in the Buffered PLUS due to the lack of governing authority, in the opinion of our counsel, Davis Polk & Wardwell LLP, under current law, and based on current market conditions, a Buffered PLUS should be treated as a single financial contract that is an “open transaction” for U.S. federal income tax purposes. However, because our counsel’s opinion is based in part on market conditions as of the date of this document, it is subject to confirmation on the pricing date.

Assuming this treatment of the Buffered PLUS is respected and subject to the discussion in “United States Federal Taxation” in the accompanying product supplement for PLUS, the following U.S. federal income tax consequences should result based on current law:

- A U.S. Holder should not be required to recognize taxable income over the term of the Buffered PLUS prior to settlement, other than pursuant to a sale or exchange.
- Upon sale, exchange or settlement of the Buffered PLUS, a U.S. Holder should recognize gain or loss equal to the difference between the amount realized and the U.S. Holder’s tax basis in the Buffered PLUS. Such gain or loss should be long-term capital gain or loss if the investor has held the Buffered PLUS for more than one year, and short-term capital gain or loss otherwise.

In 2007, the U.S. Treasury Department and the Internal Revenue Service (the “IRS”) released a notice requesting comments on the U.S. federal income tax treatment of “prepaid forward contracts” and similar instruments. The notice focuses in particular on whether to require holders of these instruments to accrue income over the term of their investment. It also asks for comments on a number of related topics, including the character of income or loss with respect to these instruments; whether short-term instruments should be subject to any such accrual regime; the relevance of factors such as the exchange-traded status of the instruments and the nature of the underlying property to which the instruments are linked; the degree, if any, to which income (including any mandated accruals) realized by non-U.S. investors should be subject to withholding tax; and whether these instruments are or should be subject to the “constructive ownership” rule, which very generally can operate to recharacterize certain long-term capital gain as ordinary income and impose an interest charge. While the notice requests comments on appropriate transition rules and effective dates, any Treasury regulations or other guidance promulgated after consideration of these issues could materially and adversely affect the tax consequences of an investment in the Buffered PLUS, possibly with retroactive effect.

As discussed in the accompanying product supplement for PLUS, Section 871(m) of the Internal Revenue Code of 1986, as amended, and Treasury regulations promulgated thereunder (“Section 871(m)”) generally impose a 30% (or a lower applicable treaty rate) withholding tax on dividend equivalents paid or deemed paid to Non-U.S. Holders with respect to certain financial instruments linked to U.S. equities or indices that include U.S. equities (each, an “Underlying Security”). Subject to certain exceptions, Section 871(m) generally applies to securities that substantially replicate the economic performance of one or more Underlying Securities, as determined based on tests set forth in the applicable Treasury regulations (a “Specified Security”). However, pursuant to an IRS notice, Section 871(m) will not apply to securities issued before January 1, 2025 that do not have a delta of one with respect to any Underlying Security. Based on the terms of the Buffered PLUS and current market conditions, we expect that the Buffered PLUS will not have a delta of one with respect to any Underlying Security on

Buffered PLUS Based on the Value of the Worst Performing of the Dow Jones Industrial AverageSM, the S&P 500[®] Index and the NASDAQ-100 Index[®] due October 10, 2024

Buffered Performance Leveraged Upside SecuritiesSM
Principal at Risk Securities

the pricing date. However, we will provide an updated determination in the final pricing supplement. Assuming that the Buffered PLUS do not have a delta of one with respect to any Underlying Security, our counsel is of the opinion that the Buffered PLUS should not be Specified Securities and, therefore, should not be subject to Section 871(m).

Our determination is not binding on the IRS, and the IRS may disagree with this determination. Section 871(m) is complex and its application may depend on your particular circumstances, including whether you enter into other transactions with respect to an Underlying Security. If withholding is required, we will not be required to pay any additional amounts with respect to the amounts so withheld. You should consult your tax adviser regarding the potential application of Section 871(m) to the Buffered PLUS.

Both U.S. and non-U.S. investors considering an investment in the Buffered PLUS should read the discussion under “Risk Factors” in this document and the discussion under “United States Federal Taxation” in the accompanying product supplement for PLUS and consult their tax advisers regarding all aspects of the U.S. federal income tax consequences of an investment in the Buffered PLUS, including possible alternative treatments, the issues presented by the aforementioned notice and any tax consequences arising under the laws of any state, local or non-U.S. taxing jurisdiction.

The discussion in the preceding paragraphs under “Tax considerations” and the discussion contained in the section entitled “United States Federal Taxation” in the accompanying product supplement for PLUS, insofar as they purport to describe provisions of U.S. federal income tax laws or legal conclusions with respect thereto, constitute the full opinion of Davis Polk & Wardwell LLP regarding the material U.S. federal tax consequences of an investment in the Buffered PLUS.

Use of proceeds and hedging:

The proceeds from the sale of the Buffered PLUS will be used by us for general corporate purposes. We will receive, in aggregate, \$1,000 per Buffered PLUS issued, because, when we enter into hedging transactions in order to meet our obligations under the Buffered PLUS, our hedging counterparty will reimburse the cost of the agent's commissions. The costs of the Buffered PLUS borne by you and described beginning on page 2 above comprise the agent's commissions and the cost of issuing, structuring and hedging the Buffered PLUS.

On or prior to the pricing date, we will hedge our anticipated exposure in connection with the Buffered PLUS by entering into hedging transactions with our affiliates and/or third-party dealers. We expect our hedging counterparties to take positions in stocks of the underlying indices, futures and/or options contracts on the underlying indices, any component stocks of the underlying indices listed on major securities markets or positions in any other available securities or instruments that they may wish to use in connection with such hedging. Such purchase activity could potentially increase the value of an underlying index on the pricing date, and therefore could increase the value at or above which such underlying index must close on the valuation date so that investors do not suffer a loss on their initial investment in the Buffered PLUS (depending also on the performance of the other underlying indices). In addition, through our affiliates, we are likely to modify our hedge position throughout the term of the Buffered PLUS, including on the valuation date, by purchasing and selling the stocks constituting the underlying indices, futures or options contracts on the underlying indices or its component stocks listed on major securities markets or positions in any other available securities or instruments that we may wish to use in connection with such hedging activities. As a result, these entities may be unwinding or adjusting hedge positions during the term of the Buffered PLUS, and the hedging strategy may involve greater and more frequent dynamic adjustments to the hedge as the valuation date approaches. We

Buffered PLUS Based on the Value of the Worst Performing of the Dow Jones Industrial AverageSM, the S&P 500[®] Index and the NASDAQ-100 Index[®] due October 10, 2024

Buffered Performance Leveraged Upside SecuritiesSM
Principal at Risk Securities

cannot give any assurance that our hedging activities will not affect the value of an underlying index, and, therefore, adversely affect the value of the Buffered PLUS or the payment you will receive at maturity (depending also on the performance of the other underlying indices). For further information on our use of proceeds and hedging, see “Use of Proceeds and Hedging” in the accompanying product supplement for PLUS.

Additional considerations:

Client accounts over which Morgan Stanley, Morgan Stanley Wealth Management or any of their respective subsidiaries have investment discretion are not permitted to purchase the Buffered PLUS, either directly or indirectly.

Supplemental information regarding plan of distribution; conflicts of interest:

MS & Co. expects to sell all of the Buffered PLUS that it purchases from us to an unaffiliated dealer at a price of \$ per Buffered PLUS, for further sale to certain fee-based advisory accounts at the price to public of \$1,000 per Buffered PLUS. MS & Co. will not receive a sales commission with respect to the Buffered PLUS.

MS & Co. is an affiliate of MSFL and a wholly owned subsidiary of Morgan Stanley, and it and other affiliates of ours expect to make a profit by selling, structuring and, when applicable, hedging the Buffered PLUS. When MS & Co. prices this offering of Buffered PLUS, it will determine the economic terms of the Buffered PLUS, including the maximum payment at maturity, such that for each Buffered PLUS the estimated value on the pricing date will be no lower than the minimum level described in “Investment Summary” on page 2.

MS & Co. will conduct this offering in compliance with the requirements of FINRA Rule 5121 of the Financial Industry Regulatory Authority, Inc., which is commonly referred to as FINRA, regarding a FINRA member firm’s distribution of the securities of an affiliate and related conflicts of interest. MS & Co. or any of our other affiliates may not make sales in this offering to any discretionary account. See “Plan of Distribution (Conflicts of Interest)” and “Use of Proceeds and Hedging” in the accompanying product supplement for PLUS.

Where you can find more information:

Morgan Stanley and MSFL have filed a registration statement (including a prospectus, as supplemented by the product supplement for PLUS and the index supplement) with the Securities and Exchange Commission, or SEC, for the offering to which this communication relates. You should read the prospectus in that registration statement, the product supplement for PLUS, the index supplement and any other documents relating to this offering that Morgan Stanley and MSFL have filed with the SEC for more complete information about Morgan Stanley, MSFL and this offering. You may get these documents without cost by visiting EDGAR on the SEC web site at www.sec.gov. Alternatively, Morgan Stanley, MSFL, any underwriter or any dealer participating in the offering will arrange to send you the product supplement for PLUS, index supplement and prospectus if you so request by calling toll-free 800-584-6837.

You may access these documents on the SEC web site at www.sec.gov as follows:

[Product Supplement for PLUS dated November 16, 2020](#)

[Index Supplement dated November 16, 2020](#)

[Prospectus dated November 16, 2020](#)

Terms used but not defined in this document are defined in the product supplement for PLUS, in the index supplement or in the prospectus.

“Performance Leveraged Upside SecuritiesSM” and “PLUSSM” are our service marks.